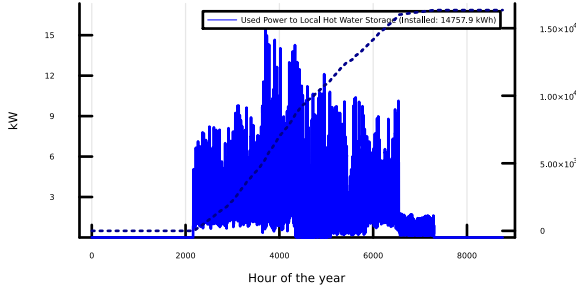
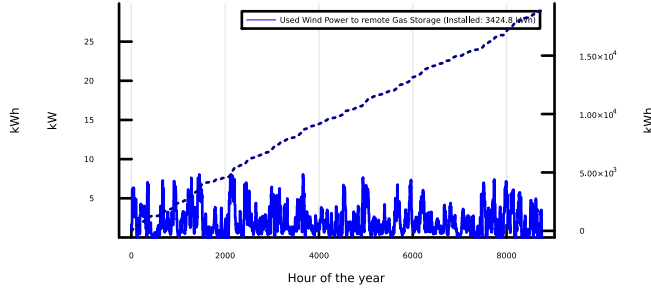


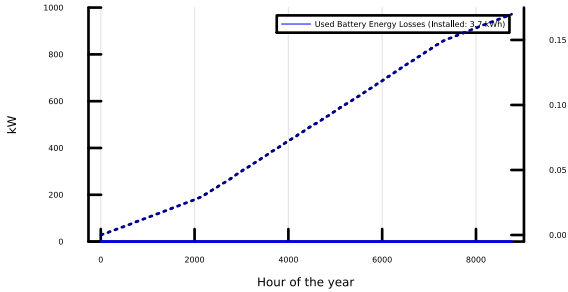
(Max. 15.8kW) Power to Local Hot Water Storage (Installed: 14757.9 kWh)  
(RHS: Cumulated (dot-line))



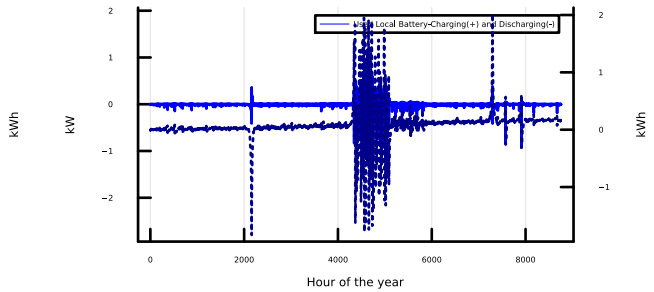
(Max. 8.1kW) Wind Power to remote Gas Storage (Installed: 3424.8 kWh)  
(RHS: Cumulated (dot-line))



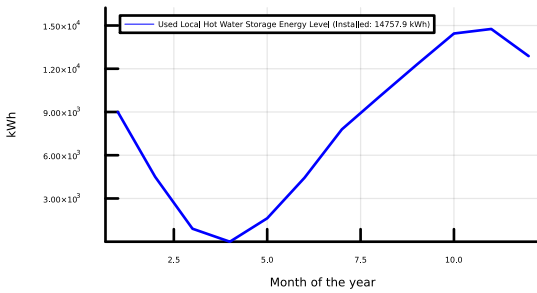
(Max. 0.0kW) Battery Energy Losses (Installed: 3.7 kWh)  
(RHS: Cumulated (dot-line))



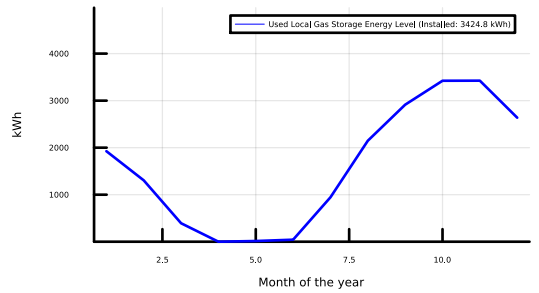
(Max. 0.9kW) Local Battery-Charging(+) and Discharging(-)  
(RHS: Cumulated (dot-line))



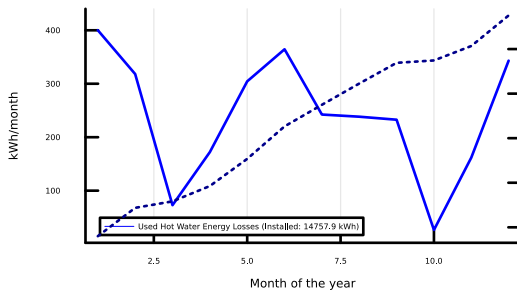
(Max. 14757.9kWh) Local Hot Water Storage Energy Level (Installed: 14757.9 kWh)



(Max. 3424.8kWh) Local Gas Storage Energy Level (Installed: 3424.8 kWh)



(Max. 400,1kWh/month) Hot Water Energy Losses (Installed: 14757.9 kWh)  
(RHS: Cumulated (dot-line))



(Max. 994,2kWh/month) Gas Energy Losses (Installed: 3424.8 kWh)  
(RHS: Cumulated (dot-line))

